



Hallen School



MISSION STATEMENT

The Hallen School community respectfully nurtures and engages each student in realistic, meaningful, and collaborative learning so every student can achieve his or her personal best.

Hallen School

VISION STATEMENT

In collaboration with all members of our school community, we consistently work to achieve academic excellence for all students, celebrate and appreciate our students' diversity, promote a positive school climate, and maintain an emotionally, intellectually, socially, artistically, and physically safe school environment.

Hallen School

HALLEN SCHOOL HIGHLIGHTS!

Hallen ranked #7 out of 34 schools in Bridgeport in the 2014-15 State Accountability Report – the top six schools were six magnet schools, one TAG School. This report is based on the following indicators: Academic Achievement, Academic Growth, Participation Rate, Chronic Absenteeism, and Physical Fitness.

Hallen School also has had significant improvement in the follow:

Student Attendance:	2014-15	2015-16
	94.02%	95.52%

Suspension:	2014-15	2015-16
	10%	1%

92% of Hallen School students have shown substantial growth as evidenced by our 2015-16 district assessments.

WE are very proud that Hallen School students have improved in academics, attendance, physical fitness, and positive behaviors. Together, we can continue to REACH for the STARS!



What is PBIS?

Positive Behavioral Intervention and Support

- ❑ School-Wide behavior expectations
- ❑ School-Wide behavior incentives
- ❑ Whole class behavior rewards
- ❑ Individual behavior rewards

The Hallen Hawk Soars



Hallen Hawks Slogan:

S.O.A.R.S.

Students earn a letter every day if they follow the PBIS Model:

S-Safe - Monday

O-Organized - Tuesday

A-Attitude - Wednesday

R-Respectful - Thursday

S- Shining Example - Friday

Caught you for Being Good

- **Students earn coupons for getting caught for being good. Any staff member can give a coupon to a student or DOJO points.**
- **Each week, the student who earns the most tickets per classroom will be recognized by the principal on the intercom and receive a prize from the principal too.**

“Take a Break”

- This is a school wide initiative called “Take a Break”. It is located in a corner of the classroom decorated with colorful objects or posters that students can go to if they need a few minutes to calm down.
- Students can write down their feelings in a journal if they desire and return, feeling better in a matter of a few minutes. A timer is used by the students so they know when time is up.

Morning Meetings

- **Every morning, each classroom teacher sits in a circle with his/her students to share how they are feeling.**
- **This is a great way to start the day.**
- **Students feeling connected to each other and their teacher.**

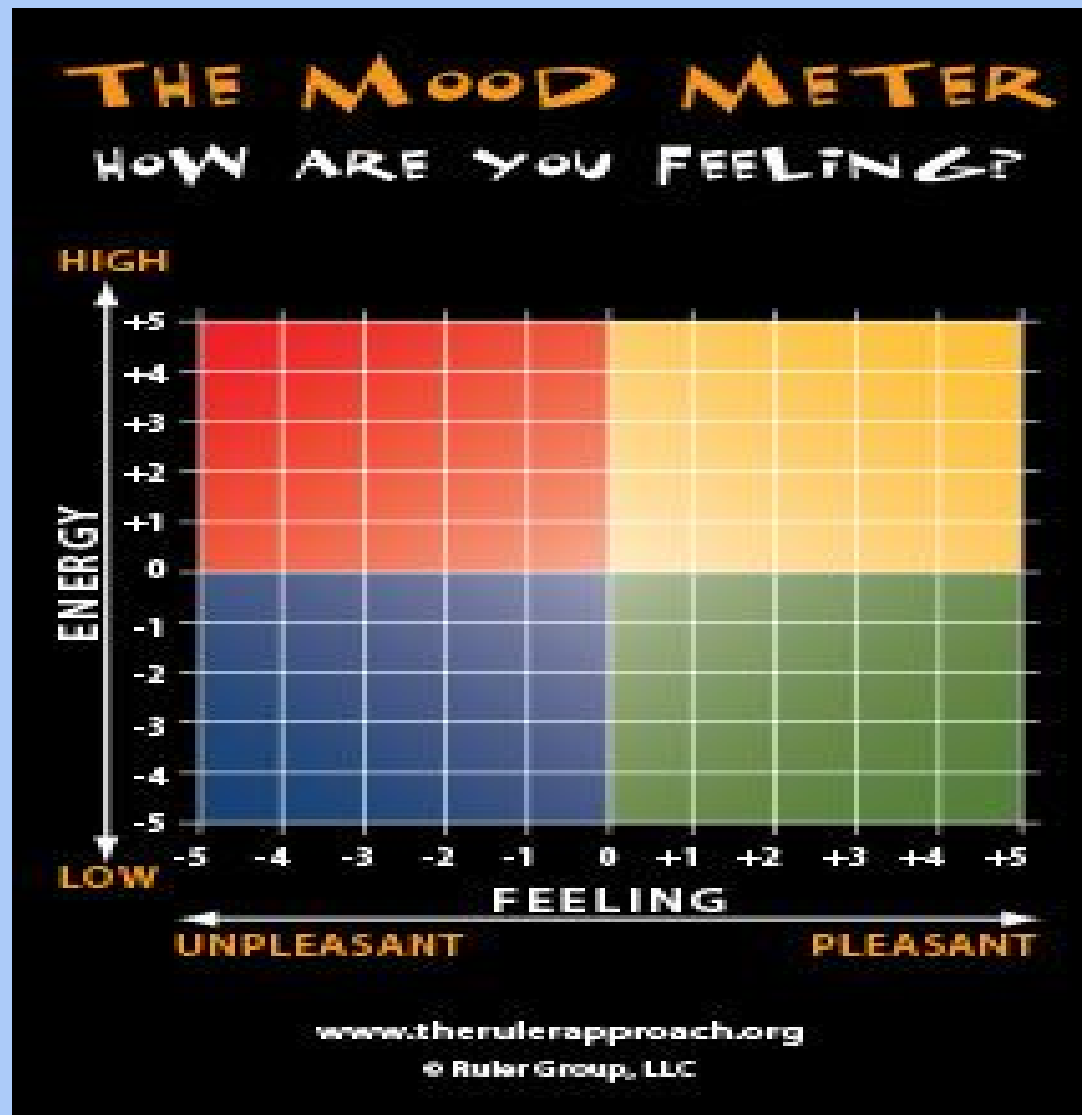
RULER PROGRAM:

The District has implemented a new social and emotional program called RULER: The four main components are:

- **Charter – School and Classroom**
- **Mood Meter**
- **Meta-Moment**
- **Blueprint**

Increase self awareness to self regulate to improve behavior and academic performance. <http://ei.yale.edu/ruler/>

MOOD METER



Turnaround Arts

Hallen School was selected to be one of the four Turnaround Schools in Bridgeport! Turnaround Arts is a national program by the President's Committee on the Arts and the Humanities, in coordination with the White House, the U.S. Department of Education, and several foundations, to bring arts education programming and resources to high-poverty elementary and middle schools across the country.

There are only 49 Turnaround Arts schools in 27 school districts and 14 states and the District of Columbia and Hallen is one of them! To learn about Turnaround Arts, please visit the website, <http://turnaroundarts.pcah.gov/>

Turnaround Arts

Hallen School will receive professional development for our teachers to learn how to infuse the arts into the curriculum to enhance and improve students' academic performance with;

additional art supplies, additional music supplies, and a Turnaround Arts artist to work with Hallen School throughout the school year.

THE WHITE HOUSE

May 11, 2015

Dr. Deborah Santacapita
Hallen School
Bridgeport, Connecticut

Dear Dr. Santacapita:

As Honorary Chair of the President's Committee on the Arts and the Humanities, I am thrilled to congratulate you and your staff at Hallen School for your selection as a Turnaround Arts school.

Throughout our Nation's history, the arts have sparked imaginations young and old, inspired us to take action, and helped bring us together. I strongly believe that America's creative spirit is essential to our ideals and identity. Opportunities to grow, create, cooperate, and learn through the arts are essential for every child, and arts education is essential for building the innovative thinkers who will be tomorrow's leaders.

As a mother, I know how important it is for our young people to imagine a bright future and work hard in school to achieve their dreams. Through Turnaround Arts, your school will become even more of a creative and engaging home for our Nation's students. I hope you know that the President and I are behind you, and we look forward to seeing and hearing about all of the creative things you, and your students, do.

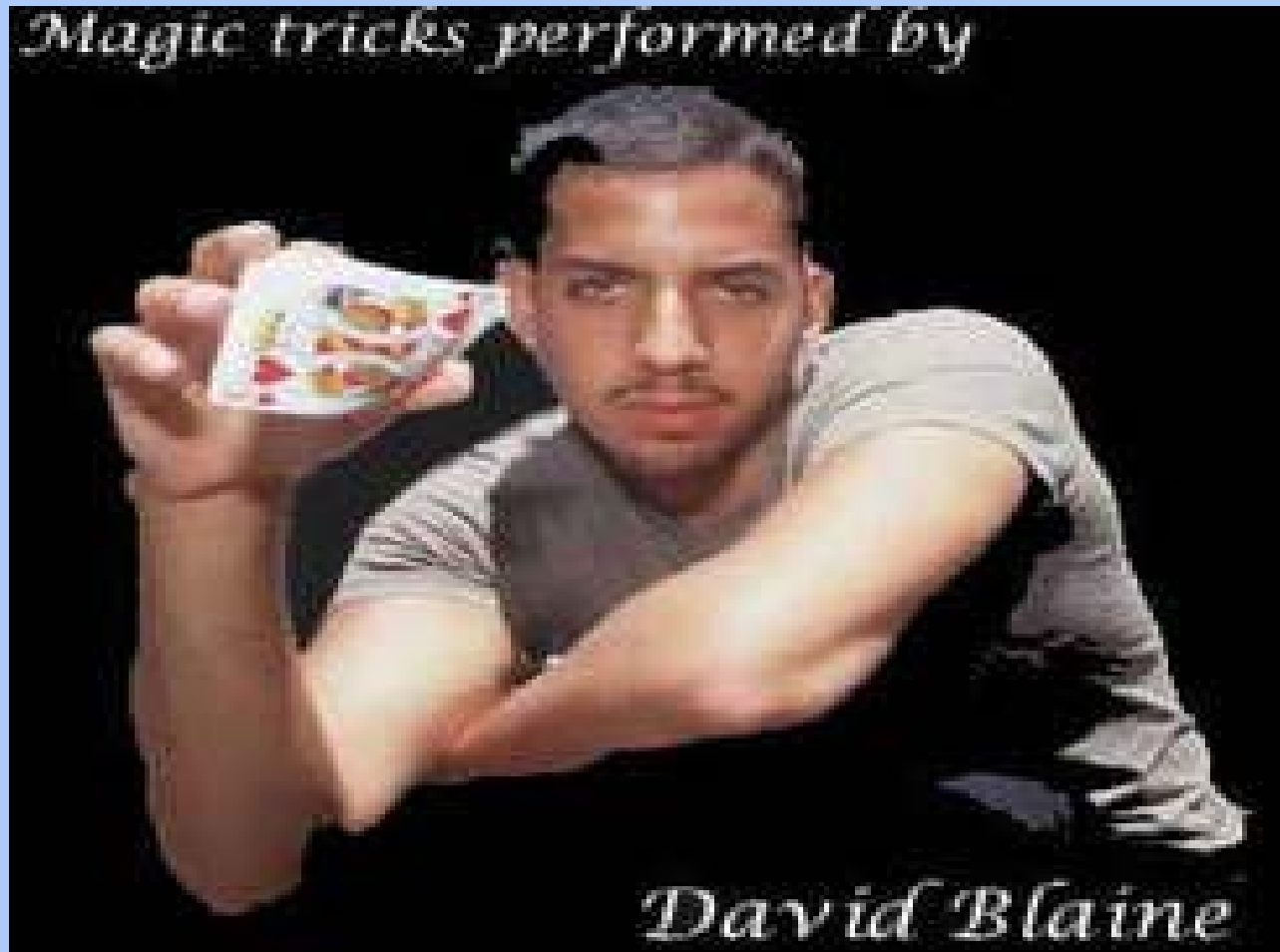
Congratulations again, Dr. Santacapita. I wish you and Hallen School continued successes.

Sincerely,

Michelle Obama

David Blaine

Hallen School's Turnaround Artist



Bullying Prevention and Intervention

Social Worker: Ms. Tekenya Monteiro

- **What is bullying?**
- **What should you do if you're being bullied?**
- **What can you do if you see someone else being bullied?**
- **Please stop by and see me to get more information on how parents can help!**

Attendance Policy

Excused Absences

A student's absence from school shall be considered excused if written documentation of the reason for the absence has been submitted within ten (10) school days of the student's return to school and meets the following criteria:

For absences one (1) through nine (9), a student's absences from school are considered excused when the student's parent/guardian approves such absence and submits appropriate documentation.

For the tenth absence and all absences thereafter, a student's absences from school are considered excused for the following reasons:

- **A student's illness (Note: all student absences due to illness must be verified by an appropriately licensed medical professional to be deemed excused regardless of the length of absence)**
- **A student's observance of a religious holiday**
- **A death in the student's family or other emergency beyond the control of the student's family**
- **A mandated court appearance (additional documentation required)**
- **The lack of transportation that is normally provided by a district other than the one the student attends (no parental documentation is required for this reason)**
- **Extraordinary educational opportunities pre-approved by district administrators and in accordance with Connecticut State Department of Education guidance**

If students are absent several times and their parent/guardian does not call the school or send in a note, actions may be taken such as:

On the 4th and 8th unexcused absence - teachers will call home,

On the 2nd and 8th unexcused absence – a letter will be mailed home

On the 6th and 12th unexcused absence – truancy officer will make home visit

On the 10th absence – a referral will be made to the SRBI and a parent conference requested

On the 15th unexcused absence – a referral will made to PPT

On the 20th unexcused absence – a referral will be made to DCF and a Family with Service Needs form will be filed with Juvenile detention for 6th graders.

PowerSchool

Parent Portal

Access ID & Password Letter

To the parents of [REDACTED]:

The Bridgeport Public Schools is excited to announce that we are at the point where we can provide you and [REDACTED] with access to [REDACTED] current grades and attendance via the internet. To access this information you will need to follow these steps:

1. Open the internet browser on your computer
2. Type <http://www.bridgeportedu.com> into the address bar
3. Click on the school portals link.
4. Click on the parents button.
5. Click on the PowerSchool logo.
6. Create your account.
7. View the information.
8. Remember to log off when you are finished.

Your Access ID is **OLGB8Y**

Your Access Password is: **U0A4O4**

Either you or [REDACTED] may track academic progress from any location that has internet access. If you do not have internet access, the public library has computers open to access your child's records. Please keep your passwords confidential so only you can access the information. The Grades and Attendance tab will allow you to check assignments and scores by clicking on the blue percentage across from a class. To email the teacher a question or concern, please click the blue teacher's name link. The Grades History tab will show you the grades your child received in previous grading periods. The Teacher Comments tab is used to access current teacher comments for your student and the School Bulletin tab has current announcements for our school. If you have any questions regarding the use of PowerSchool please contact your child's school.

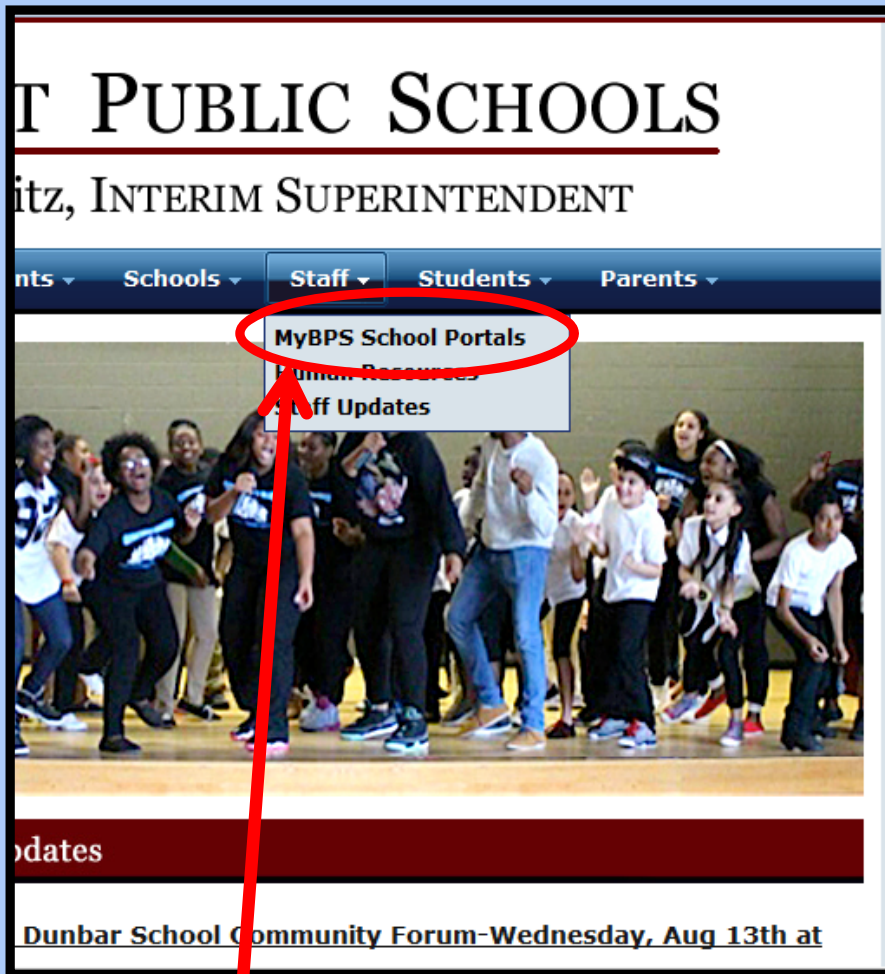
[REDACTED] Student ID and Network Password is listed below. Detach it and give it to [REDACTED].

[REDACTED] Student ID is [REDACTED]

[REDACTED] Network Password is: [REDACTED]

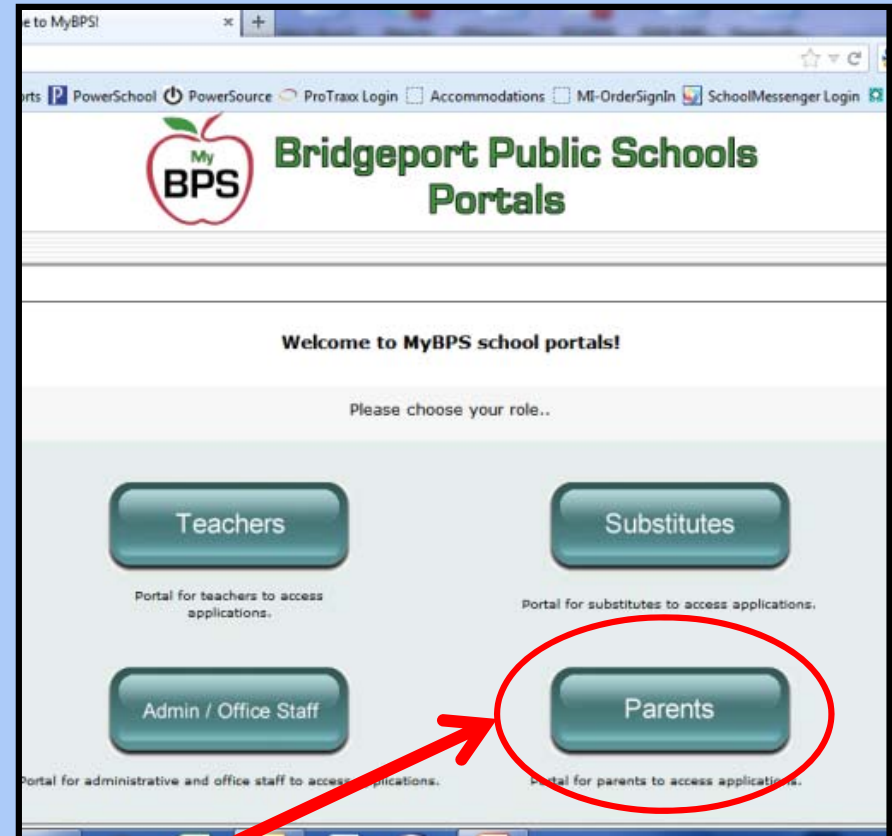
- ❖ The Access ID letter shown must be obtained by the parent from the school secretary.
- ❖ It shows the directions on how to get to the site and gives the information needed for linking the student's data to the parent's account.

PowerSchool Parent Portal- 1



From the Board of
Education homepage:

www.bridgortedu.com,



On the next page click
on the button for
“Parents”

PowerSchool Parent

Portal- 2

Parent Sign In

Select Language
English

Username
[REDACTED]

Password
[REDACTED]

[Having trouble signing in?](#)

Sign In

Create an Account

Create a parent account that allows you to view all of your students with one account. You can also manage your account preferences. [Learn more.](#)

Create Account

Copyright© 2005 - 2012 Pearson Education, Inc., or its affiliate(s). All rights reserved.

For the student to access the portal:

The Username is the child's (student's)

Local Student ID Number (ie. 1000222)

Password is on the Student's Access ID Letter

PowerSchool Parent Portal- 3

PowerSchool

Parent Sign In

Select Language
English

Username

Password

[Having trouble signing in?](#)

Sign In

Create an Account

Create a parent account that allows you to view all of your students with one account. You can also manage your account preferences. [Learn more.](#)

Create Account

Copyright © 2005 - 2013 Pearson Education, Inc., or its affiliate(s). All rights reserved.

ALWAYS LEARNING PEARSON

The very first time that parents come to the site, they need to click on **CREATE ACCOUNT** and create their account for PowerSchool.

Creating Parent Account

PowerSchool

Create Parent Account

First Name

Last Name

Email

Desired Username

Password

Re-enter Password

Password must:

- Be at least 6 characters long

Parent must create Username & Password

Link Students to Account

Enter the Access ID, Access Password, and Relationship for each student you wish to add to your Parent Account

Student Name	Access ID	Access Password	Relationship
1. <input type="text"/>	<input type="text"/>	<input type="password"/>	-- Choose <input type="button" value="v"/>
2. <input type="text"/>	<input type="text"/>	<input type="password"/>	-- Choose <input type="button" value="v"/>
3. <input type="text"/>	<input type="text"/>	<input type="password"/>	-- Choose <input type="button" value="v"/>
4. <input type="text"/>	<input type="text"/>	<input type="password"/>	-- Choose <input type="button" value="v"/>
5. <input type="text"/>	<input type="text"/>	<input type="password"/>	-- Choose <input type="button" value="v"/>
6. <input type="text"/>	<input type="text"/>	<input type="password"/>	-- Choose <input type="button" value="v"/>
7. <input type="text"/>	<input type="text"/>	<input type="password"/>	-- Choose <input type="button" value="v"/>

Access ID **Access Password from letter** **from letter**

PowerSchool

Create Parent Account

First Name	<input type="text" value="Amy"/>
Last Name	<input type="text" value="Kennedy"/>
Email	<input type="text" value="kgrimes1@bridgeportedu.net"/>
Desired Username	<input type="text" value="Akennedy"/>
Password	<input type="password" value="....."/> Better
Re-enter Password	<input type="password" value="....."/>

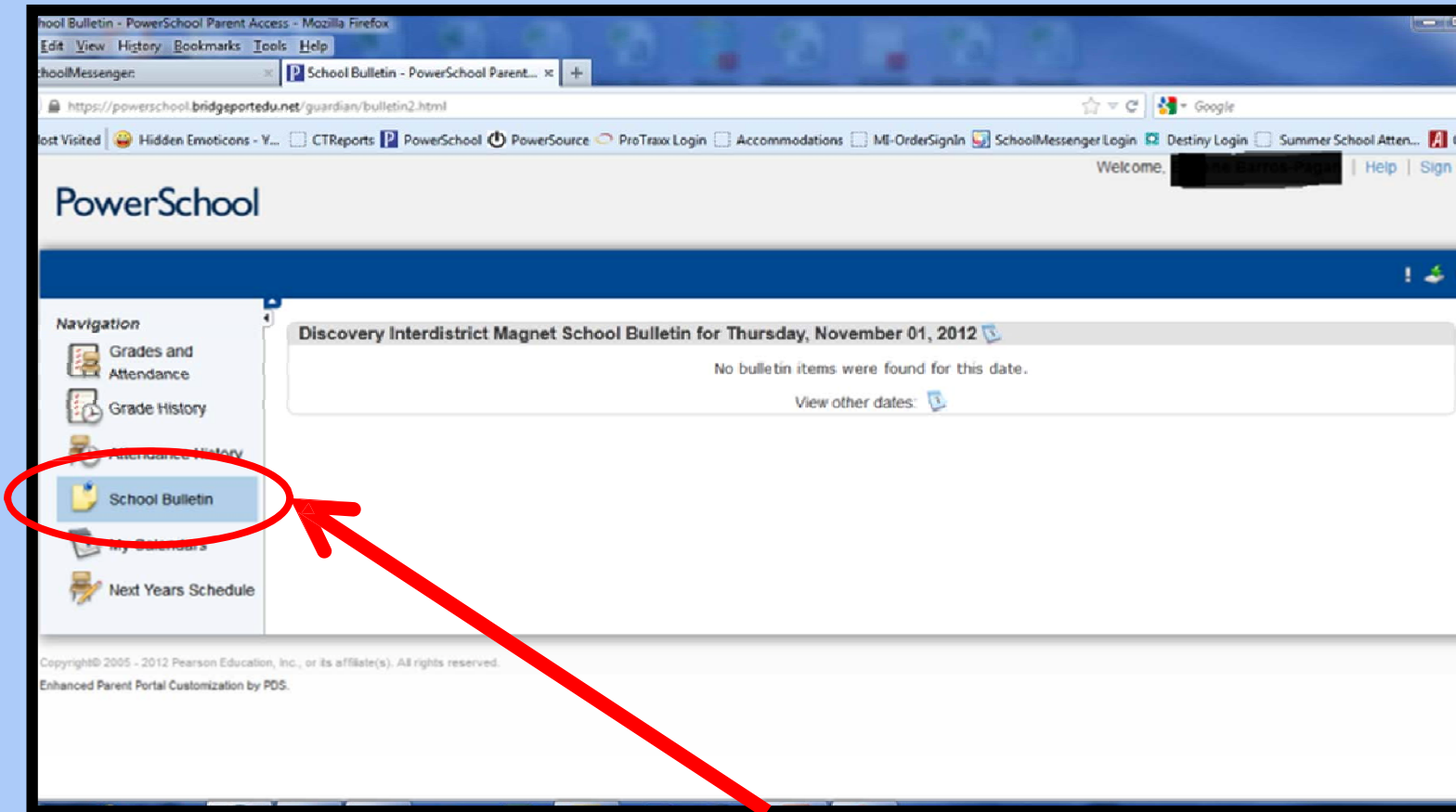
Password must:
•Be at least 6 characters long

Link Students to Account

Enter the Access ID, Access Password, and Relationship for each student you wish to add to your Parent Account

1	Student Name	<input type="text" value="Don Scarpetti"/>
	Access ID	<input type="text" value="A15"/>
	Access Password	<input type="password" value="..."/>
	Relationship	<input type="text" value="Mother"/>
2	Student Name	<input type="text"/>
	Access ID	<input type="text"/>
	Access Password	<input type="password"/>
	Relationship	<input type="text" value="-- Choose"/>
3	Student Name	<input type="text"/>

Inside the Parent Portal- 1



Once you've signed in, the School Bulletin Page Appears.

Here you will see any bulletins posted for the school.

Inside the Parent Portal- 2

The screenshot shows the PowerSchool Parent Portal interface. The navigation menu on the left includes 'Grades and Attendance', 'Grade History', 'Attendance History', 'School Bulletin', 'My Calendars', and 'Next Years Schedule'. The 'Grades and Attendance' link is circled in red. A red arrow points from this link to the 'Attendance By Class' table. The table displays attendance and grades for various classes across four quarters (Q1, Q2, Q3, Q4) and total Absences and Tardies.

Exp	Last Week				This Week				Course	Q1	Q2	Q3	Q4	Absences	Tardies
	M	T	H	F	M	T	W	H							
1(A-E)									Homeroom Grade 4	--	--	--	--	1	0
2(A-E)	Literacy Grade 4	C	--	--	--	0	0
3(A-E)	Mathematics Grade 4	C	--	--	--	0	0
4(A-E)	Science Grade 4	A+	--	--	--	0	0
5(A-E)	Social Studies Grade 4	A+	--	--	--	0	0

By clicking on “Grades and Attendance” on the left you can see the child’s attendance and grades by period for each quarter.

Inside the Parent Portal- 3

The screenshot shows the PowerSchool Parent Portal interface. On the left, a navigation menu includes 'Grades and Attendance', 'Grade History', 'Attendance History', 'School Bulletin', 'My Calendars', and 'New Years Schedule'. The 'Grade History' link is circled in red. A red arrow points from this link to the '2011-2012' tab in the 'Grade History' section. The '2011-2012' tab is also circled in red. Below the tabs is a table of course grades for the 2011-2012 school year.

Course Name	Q1				Q2				Q3				Q4				Y1			
	Grade	%	Cit	Hrs	Grade	%	Cit	Hrs	Grade	%	Cit	Hrs	Grade	%	Cit	Hrs	Grade	%	Cit	Hrs
Library Grade 3			0				0				0				0					
Literacy Grade 3	B	86	0		B	86	0		B+	89	0		A-	90	0		B+	88	0	
Mathematics Grade 3	B	86	0		A	94	0		A	94	0		A-	91	0		A-	91	0	
Music Grade 3	A+	100	0		A+	100	0		A+	100	0		A+	100	0		A+	100	0	
Physical Education Grade 3	A	100	0		A	100	0		A	100	0		A	100	0		A	100	0	
Science Grade 3	A-	92	0		A-	92	0		A-	90	0		B+	89	0		A-	91	0	
Social Studies Grade 3	B	85	0		B+	88	0		A-	91	0		A-	92	0		B+	89	0	
Visual Arts Grade 3	A	0	0						A	96	0									
Written Expression Grade 3	A-	91	0		A-	90	0		A-	91	0		B+	87	0		A-	90	0	

When you click on “Grades History” on the left, you can see your child’s grades from the School Year on the tab.

In this case 2011-2012.

Inside the Parent Portal- 4

The screenshot shows the PowerSchool Parent Portal interface. In the left navigation menu, the 'Grade History' link is circled in red. A red arrow points from this link to the 'Standards Grades History' tab, which is also circled in red. The main content area displays a table of student performance data across four quarters and a year. The table has columns for Subject Area, Standard, Q1, Q2, Q3, Q4, and Y1. The data is as follows:

Subject Area	Standard	Q1	Q2	Q3	Q4	Y1
	Personal Behavior	2	2	1	1	
	Instructional Level	On	On	On	On	
	Effort	2	1	1	1	1
	Group Behavior	2	2	1	1	
	Work Habits	1	2	1	1	
	Comment					
	Effort	2	2	1	1	
	Effort	2	2	1	1	
	Effort	2	2	1	1	

Below the table, there is a section for 'Subject Area', 'Term', and 'Comment'. The comment for Q1 is: 'Is an attentive student Is making a good effort Joins in classroom discussion Positive attitude towards Sch.'

From “Grades History” you can also click on the tab “Standards Grades History” to see the comments for each quarter made by the teacher and your child’s behavior performance.

Inside the Parent Portal- 5

The screenshot shows the PowerSchool Parent Portal interface. The left navigation menu includes 'Grades and Attendance', 'Grade History', 'Attendance History' (circled in red), 'School Bulletin', 'My calendars', and 'Next Years Schedule'. The main content area displays the 'Meeting Attendance History' for a child, with a redacted name. The table lists courses and their attendance expressions for various months.

Course	Expression	8/27-8/31				9/3-9/7				9/10-9/14				9/17-9/21				9/24-9/28				10/1-10/5				10/8-10/12				10/15-10/19				10/22-10/26			
		M	T	W	H	F	M	T	W	H	F	M	T	W	H	F	M	T	W	H	F	M	T	W	H	F	M	T	W	H	F						
Homeroom Grade 4	1(A-E)	-			EAB	-																															
E: 08/28/2012 L: 07/01/2013																																					
Literacy Grade 4	2(A-E)	-																																			
E: 08/28/2012 L: 07/01/2013																																					
Mathematics Grade 4	3(A-E)	-																																			
E: 08/28/2012 L: 07/01/2013																																					
Science Grade 4	4(A-E)	-																																			
E: 08/28/2012 L: 07/01/2013																																					

By clicking on "Attendance History" on the left, you will see the attendance history of your child, month by month (just keep scrolling down)

Viewing Other Test Scores

PowerSchool

Navigation

- Grades and Attendance
- Grade History
- Attendance History
- Email Notification
- School Bulletin
- My Calendars
- Account Preferences
- Test Scores

Test Scores

Test	Test Date	Grade Level	Description
DRA2	12/01/2010	2	DRA2
DRA2	04/01/2011	2	DRA2
DRA2	10/01/2011	3	DRA2
DRA2	01/01/2012	3	DRA2
DRA2	05/01/2012	3	DRA2
CMT - Gen 4	03/15/2013	4	Connecticut Mastery Test - Gen 4

Click on Test Scores on the left again to see the available test scores for the child.

Click on the test you would like to see to view the results.

Keep in Touch


Please complete emergency forms and advise us of any changes. We need to have **current information** if we need to contact you in an emergency.

Hallen encourages parental involvement. Please advise if you can volunteer. We need your input and value your opinions. Please complete the Hallen School survey.

Weather Closures/Early Dismissals – please listen to the radio, district phone blasts, and school phone blasts for up to date information.

Code of Conduct – can be found on the Bridgeport Public Schools website. <https://www.bridgeportedu.com/>

Let's Work Together



**We can all be successful
and enjoy
GREAT
Things!**

