



Bridgeport Public Schools Summer Learning Packet

Students Entering: First Grade

June 2025

Dear Bridgeport, Public School Families,

Can you believe summer is almost here? It is hard to believe! As the end of the year approaches, we want to take a moment to share some daily activities to keep your child engaged during the summer. The attached Summer Learning contains reading comprehension and activities that incorporate science and art. The Summer Learning Packet provides additional practice that will reinforce what was learned this school year. It will help your child stay prepared and geared up for the next grade level. Students should complete their work and return to their classroom teacher on the first day of school. Please encourage students to complete the activities and also read at least 30 minutes daily to complete the Governor's Reading Challenge. Also, your child can practice their reading skills by using the Lexia program they used this school year. Be sure to put your child's first name, last name, and grade level on the front of their notebook. When the new school year starts, s/he will bring the notebook to their teacher during the first week of school. Students will earn a certificate for completing the Summer Learning Packet. Let's keep our skills sharp. Have a great summer. We can't wait to see everyone again!

Thank you for sharing your children with us

Sincerely,
Bridgeport Public Schools, Academic Directors

Summer Literacy & Learning Packet Activities Directions:

1. Reading: Directions: Read each passage using your close reading strategies. You may need to read it more than once. Then answer the matching question completely
2. Bingo Board Activity: Complete at least 5-7 activities and mark off that you completed by putting a star, dot or checkmark on the activity you did.
3. Hopes and Dreams- Think about Goals for the Upcoming School Year 25-26.

A Cool Pool!

by ReadWorks



The day was hot. The sunshine was warm. Ava's mother filled the wading pool.

"May I get in?" Ava asked.

She jumped into her pool. Brrrr! It felt cold. This was not fun! Ava's mother called her for lunch. Later, Ava got back into her pool. Now the water felt warm. Ava splashed and laughed.

Name: _____ Date: _____

1. What is the weather like in the story?



cool and cloudy



hot and sunny

2. What is Ava doing today?



swimming in her pool



playing at the park

3. How did the water feel when Ava jumped into her pool in the morning?



warm



cold

4. How did the water feel when Ava got back into her pool after lunch?



warm



cold

5. When does Ava have fun splashing and laughing in her pool?

6. What did you learn from "A Cool Pool"?

7. Draw a picture of Ava splashing and laughing in her pool.

Many Kinds of Dogs

by Rachelle Kreisman



beagle



boxer



greyhound

Many people have dogs. They are popular pets. People can choose from more than a hundred kinds of dogs. Here are some of the many types of dogs.

The beagle is a small dog. It is gentle and playful. The beagle is good with kids. It protects its human family.

The boxer is a medium-sized dog. It is playful and strong. The boxer is very active. It also protects its family.

The greyhound is a large, thin dog. It is very fast. It likes to chase things. The greyhound is also quiet. It does not make a good guard dog.

Name: _____ Date: _____

1. How many different kinds of dogs are there?

- A. more than a hundred
- B. fifty
- C. ten

2. How are beagles described in this text?

- A. Beagles are tall, thin, and strong.
- B. Beagles are large, fast, and quiet.
- C. Beagles are small, gentle, and playful.

3. Beagles and boxers are both playful dogs that protect their human families. What does this tell us about beagles and boxers?

- A. They are very different.
- B. They are alike in some ways.
- C. They are both the same size.

4. What is "Many Kinds of Dogs" mainly about?

- A. the characteristics of greyhound dogs
- B. the characteristics of three types of dogs
- C. games that you can play with your pets

5. Which type of dog from the text is playful and strong?

The type of dog that is both playful and strong is

6. What did you learn from "Many Kinds of Dogs"?

7. Class Discussion Question: Discuss which of the three dogs described in the text you would buy for your family. Be sure to use information from the text to support your choice.

8. Draw a picture of a family playing with their boxer.

How Plants Get Water and Food




Most plants have roots. Those roots grow down into the dirt. The roots take in water from the dirt. The roots also take in minerals and other things from the dirt.

A plant uses those things to help it make food. The water and food then move up the plant's stem. They move to other parts of the plant. This helps the plant grow well.

Name: _____

Date: _____

Directions: For questions 1-4, circle the correct answer.**1.**Where do roots grow?**down into the dirt****up in the air****2.**What do roots take in from the dirt for the plant?**sunlight and air****water and minerals****3.**What does water and food move up through to other parts of the plant?**the roots****the stem**

4. What happens to plants that get plenty of food and water?



They get sick.




They grow well.


5.A) What do plants make from the water and minerals in the dirt?

Plants use water and minerals to make

B) Draw a plant. Be sure to include the roots!



6. What did you learn from "How Plants Get Water and Food"?



A Trip to the Store

by ReadWorks



Photo Credit: GerryT

We ran out of milk and apples. My dad says food is a need. We need food to live. I tell him I need candy too. He says that candy is a want. We do not need candy to live.

My dad and I go to the grocery store. We see many kinds of apples on sale. We choose four Granny Smith apples. We put them in our shopping cart. We also put milk in our cart. My dad pays for the apples and milk. All together, they cost seven dollars and 30 cents.

Name: _____ Date: _____

1. What does the family in the story run out of at the beginning of the passage?

- A. milk and apples
- B. candy and chocolate
- C. bread and milk

2. Where are the characters in the middle of the story?

- A. at the grocery store
- B. at home
- C. in the car

3. Food is a need but candy is a want. What does this information tell us about why the family buys apples and milk at the end of the story?

- A. Apples and milk are like candy. The family wants apples and candy so they buy them.
- B. Apples and milk are their favorite foods.
- C. Apples and milk are food, which the family needs.

4. What is the main lesson in "A Trip to the Store"?

- A. Apples and milk cost \$7.30.

B. Everyone needs candy to survive.

C. There is a difference between wants and needs.

5. How much do the family's groceries cost?

6. What did you learn from "A Trip to the Store"?

7. Class Discussion Question: Explain the difference between a need and a want. Be sure to give an example of a need and a want from the passage.

8. Draw a picture of the family shopping at the end of the story.

Name: _____

Bridgeport Public Schools

Summer Science Experiences 2025

Welcome to Science Bingo!

How to Play:

- ★ **Pick Your Activities:** Look at the bingo card and choose the science experiences you want to try. You don't have to do them all—just pick the ones that sound fun to you!
- ★ **Get Creative:** Use your imagination and creativity for each activity. There are no right or wrong ways to explore science, so have fun and experiment!
- ★ **Mark Your Card:** When you complete an activity, mark the box on your bingo card. You can use stickers, stamps, or just draw a big checkmark.
- ★ **Reflection Questions:** After completing your BINGO card, answer the reflection question.

Tips for Success:

- ★ **Be Curious:** Ask questions and wonder about how things work. Curiosity is the heart of science!
- ★ **Stay Safe:** Always follow safety rules, especially when doing experiments. Ask an adult for help if you need it.
- ★ **Explore Together:** Invite friends or family to join you in your science adventures. It's more fun when you explore together!

Summer Science Experience 2025

| Science B | Science I | Science N | Science G | Science O |
|--|--|--|---|---|
| Observe insects in a park | Make a paper airplane and test it | Observe and draw the phases of the moon | Identify and draw different types of clouds | Plant a seed in a cup and watch it grow |
| Build a simple circuit with a battery and bulb | Visit a local museum or science center | Make a homemade volcano with baking soda and vinegar | Find and identify different leaves | Create a rainbow with a glass of water and sunlight |
| Watch a science documentary | Make a weather diary for a week | Explore the properties of magnets | Build a sandcastle and explore the properties of wet and dry sand | Draw a map of your neighborhood |
| Look at the stars and identify constellations | Make a balloon rocket | Learn about recycling and sort items | Create a simple pulley system | Observe birds and make a list of different species |
| At the beach, find different shells and learn about the animals that made them | Build a structure with marshmallows and toothpicks | Learn about the water cycle and draw it | Make a sound experiment with different materials | Read a non-fiction book |
| Create a simple sundial and track the sun's movements | Participate in a beach or park clean-up | Test different materials for buoyancy (ability to float) | Learn about different types of rocks | Make a wind vane to measure wind direction |
| Experiment with static electricity using a balloon | Make a simple water filter | Learn about animal habitats and draw one | Read a science news article | Make a homemade barometer |

Summer Science Experience 2025

Reflection Questions

1. What was your favorite activity and why?

2. What did you learn from the activities you completed?

3. Did any activity surprise you? How?

4. How did you use your creativity in the activities?

5. What questions do you still have about the science topics you explored?

High Frequency Words Wordsearch



the
and
was
on
of
it

said
in
to
he
they
you

High Frequency Words Wordsearch

| | | | | | | | | | | | |
|---|---|---|---|---|---|---|---|---|---|---|---|
| a | a | o | j | z | t | o | g | w | o | t | n |
| l | r | w | i | s | v | b | q | f | z | u | m |
| l | q | r | e | s | n | p | i | s | a | t | q |
| q | s | b | u | t | a | q | s | h | r | j | p |
| b | y | w | x | m | p | l | d | y | e | e | z |
| a | f | o | r | u | e | a | o | r | q | f | k |
| d | u | c | t | l | v | u | b | d | s | e | r |
| e | c | n | b | o | d | m | s | c | q | h | s |
| c | l | x | c | z | t | h | a | t | p | s | e |
| f | z | w | a | c | q | l | x | k | n | a | p |
| e | e | r | r | g | g | v | w | i | t | h | t |
| z | x | k | s | c | a | n | z | h | i | s | v |

she
is
are
for
his
at

but
that
we
can
with
all

High Frequency Words Wordsearch



my
like
this
out
had
have

there
her
went
be
up
what

Hopes and Dreams Activity

This summer, think about some things you want to do next school year. Maybe you want to read 2 books every month or make 3 new friends. Think about something you want to get really good at!

Directions:

1. **Look at the cloud** and imagine your wishes and hopes for the school year.
2. **Draw or write** your wishes and hopes on the cloud. You can use pictures or words.
3. **Add one thing** you will do to make your wish come true.
4. **Think of one person** who can help you. This could be a family member, friend, or someone at school.
5. **Remember**, these are your hopes and dreams—a goal you want to accomplish next school year that you can share with your teacher or friends when you return.
6. *See you in August 2025!*

Person to Ask for Help:

